

Preliminary

MARQUIS™ 520 LS



SPECIFICATIONS

Beam - with gunnel molding	15'	4,6 m
Bridge Clearance - waterline to arch	19'11"	5,8 m
Cabin Headroom	6'6"	2 m
Draft	57"	1,4 m
Fuel System - Diesel Twin Inboards	600 U.S. gal.	2271 liters
Holding Tank	80 U.S. gal.	303 liters
LOA with platform	51'6"	15,7 m
Sleeps	4 (6 optional)	
Water System	150 U.S. gal.	568 liters
Weight with fuel & water	56,227 lbs.	25504 kg



MARQUIS™
Y A C H T S

CONSTRUCTION

- Cherry wood bulkheads, cabinetry, & trim throughout cabin with high-gloss Marquis® jewel finish consisting of multiple coats, hand buffed
- Fabricated aluminum floor frames with stainless steel stanchions
- Hand-laid, molded fiberglass components featuring composite laminate hullsides, decks, & cabintops
- One piece molded fiberglass stringer system
- Solid fiberglass laminate hull bottoms with Knytex substrates & vinylester barrier coat
- Structural engine mountings - longitudinal stringer span mounting with reinforced, double-gusseted angle steel plates
- Tinted, tempered safety glass frameless window systems
- Unitized deck, cockpit, & cabintop construction with integral aluminum truss reinforcement in cabintop structure

MECHANICAL

- Air conditioning - self contained system, 4-zone - 50,000 BTU; optional 16,000 BTU on bridge; with reverse cycle heat; dedicated shore power connector
- Marquis Docking System™ includes a 10 hp, 24,9 cm diameter Volvo bow & stern thrusters providing 137 kg. of thrust with a wireless docking remote control
- Cutlass bearings - synthetic rubber composite
- Exhaust mufflers - inboard engines, generator
- Fresh water cooling - engines
- Fuel tanks (2) - 1136 liters each, welded, baffled 5052 aluminum
- Hydraulic steering
- Internal seawater strainers
- Propellers - manufacturer-certified, 4 blade, Nibral alloy, 76,2 cm diameter
- Propeller shafts - 6,4 cm diameter Aquamet®
- Rudders & struts - 421 manganese bronze
- Tides Marine® dripless shaft logs with spare seals
- Trim tabs - electro mechanical - 30,5 cm x 76,2 cm planes

ENGINE ROOM

- Access ladder
- Bilges coated with white, low-VOC gelcoat for enhanced appearance & ease of maintenance
- Catwalk - diamond plate aluminum
- Fire suppression system - automatic, FE241 (FM200 in European Community)
- Full structural bulkhead laminated to hull sides & stringers
- Insulation - acoustical & thermal, vinyl vapor barrier
- Lights (7) - overhead, fluorescent, controls in cockpit

ELECTRICAL

- AC/DC distribution panels with magnetic circuit breakers & integral generator & bilge blower controls; AC & DC voltmeters; AC ammeter
- Batteries (5) - Deka Marine®, heavy duty commercial, deep cycle, 8D series, marine (12V) cold cranking rating of 1375 amps, reserve capacity of 430 minutes at 25 amp draw, 200 amp/hour rating; [(4) engine 24V, (1) ship service 12V]
- Battery - dedicated 31 series, Deka Marine®, deep cycle, (12V), cold cranking rating of 650 amps, reserve capacity of 225 minutes at 23 amp draw, 100 amp/hour rating [(1) generator]
- Battery chargers (2) - 6 amp & 20 amp electronic AC/DC converters
- External shore equipment connectors - CATV, telephone
- Generator - 20 kW Kohler® with sound shield, dedicated 31 series battery & 5 year warranty
- Ground Fault Circuit Interrupt (GFCI) protection - all electrical outlets
- Inverter - 2500 watt/120 amp, 12V ship service charger with master shut off and bypass switches
- Marinc® dual 220V/50 amp shore power cords (2) - 15,2 m white
- Shore power connectors (2) - 50 amp
- Wiring system - tinned copper strand wire, harnessed, color-coded, labeled, meets or exceeds ABYC standards

WATER & HOLDING SYSTEMS

- Fresh water storage tank - 567,8 liters polyethylene
- Fresh water tank level monitor
- Grey water sump pump - automatic/manual operation for all grey water drainage below waterline
- ITT Jabsco® fresh water system - variable speed drive pump sensor, Max™, 14 lmp flow rate, high flow filter
- Shore water connection with pressure-reduction valve
- Transom handshower - fresh water, hot & cold
- Washdown - fresh water, bow & transom
- Waste holding tanks (2) - 151,4 liters each with filtered vents & dockside pumpouts
- Waste tank level monitor
- Water & waste lines - constructed of molecularly cross-linked polyethylene
- Water heater - 75,7 liters



SAFETY & NAVIGATION

- 65-5-5-5 marine grade bronze seacocks for all underwater thru-hulls
- Anodes - zinc, sacrificial
- Battery master disconnect switches
- Battery restraint brackets & boxes
- Bilge alarm - high water
- Bilge blowers (12V)
- Bilge pumps (3) - 7570 lph each, auto/manual operation
- CO detectors in salon & staterooms
- Engine alarms - temperature & oil pressure
- Galvanic isolator/zinc saver
- Horn - dual, air (12V), trumpet
- Internal bonding system with 8 gauge size wire, ABYC compliant
- Isolation transformers on the internal shore power lines
- Maxwell® VWC 3500 windlass package - with 27,2 kg. anchor & 61 m of 1 cm chain
- Molded nonskid surfaces on all walk decks - diamond pattern
- Navigation lights - USCG/ COL REG approved
- Ritchie Marine® compass - illuminated, dual-read, flush-mount 5" dial
- Spotlight - electronically controlled, ITT Jabsco®
- Transom docking lights - mounted in the aft hardtop to light the transom for night docking maneuvers

COCKPIT & SWIM PLATFORM

- Boarding platform - 4,5 m² approx., integral to hull & deck
- Boarding ladder - telescoping, with grab rail, concealed in boarding platform
- Bridge companionway - integral, molded fiberglass diamond pattern non-skid steps, with stainless steel hand rail
- Cockpit - 7,1 m² approx., integral to hull & deck, self-draining
- Extended swim platform - hydraulic lift capable
- Grab rails - stainless steel, by side deck stairways and on top of transom
- Hatch - 2 cm engine room access, guttered, watertight, locking stainless steel latch, gas-assist, ladder to machinery compartment, sized to permit equipment removal
- Lights - courtesy, recessed, with exterior-mounted switch
- Lights (4) - halogen, overhead, recessed, with exterior-mounted switch
- Overhead sun/weather protection
- Side deck stairways (2) - integral to deck
- Stereo speakers (2)
- Transom door - stainless steel, secures closed, stainless steel hardware
- Transom lounge - accommodates 4 adults, with storage beneath

DECKS

- Anchor roller - over-the stem, stainless steel channel with nylon rollers
- Bow chafe plate - stainless steel
- Bow lockers (2) - in-deck, self-draining, for fender storage & anchor chain locker access
- Bow rail - 3,2 cm O.D., lineal-buffed, welded stainless steel, with additional intermediate rail amidships & forward
- Bow rail stanchions - double-welded (*inside & outside*), stainless steel, anchored to aluminum backing plates laminated into deck
- Cleats - 30,1 cm stainless steel: anchor (1), bow (2) - hawse pipes; stern (4), spring (4) - bolted through a structural aluminum backing plate
- Molded deck toe rail, forward
- Grab rail - stainless steel, over cabin windows, running length of cabin & above windshields
- Rub rail molding - heavy-duty, stainless steel insert
- Windshield weather covers - color coordinated

BRIDGE

- Electrical outlet, weather protected
- Extended bridge seating - storage beneath
- Beverage holders - self-draining
- Electronics arch - custom aluminum with acrylic polyurethane surface coating & UV protection
- Electronics arch access plates (7 standard; 4 with hardtop option) - corrosion-resistant polymer attached with noncorroding screws & waterproof sealant
- Lights (5) - courtesy, recessed, located approximately 5" above the floor
- Lounge - U-shaped, port side, accommodates 6 adults, with storage beneath
- Self-draining walk surface
- Stereo speakers (2)
- Table - fiberglass with stainless steel base
- Wet bar - self-draining undermount sink, solid surface countertop with pressure cold water, storage beneath



MARQUIS™
YACHTS

MARQUIS™ 520 LS

Preliminary

STANDARD FEATURES

HELM

- ♦ Access panel - provides access to wiring below helm
- ♦ Accessory space - for installing navigation equipment
- ♦ Adapter - 12V
- ♦ Beverage holders (2) - self-draining
- ♦ Companion helm seat - swivel pedestal, high-quality marine-grade upholstery, embroidery stitching with arm rests
- ♦ Displays (1 for each engine) - digital LCD; tachometer, hourmeter, engine oil pressure, engine coolant temperature, engine battery voltage; transmission fluid pressure, transmission fluid temperature
- ♦ Electric actuated helm display
- ♦ Electronic diesel engine monitors
- ♦ Gauges - analog; rudder angle, fuel level (1 for each engine)
- ♦ Helm seat - swivel pedestal, flip up seat bolster, adjustable, high-quality marine-grade upholstery, embroidery stitching with arm rests
- ♦ Lights (2) - courtesy, recessed
- ♦ Rocker switch controls
- ♦ Tilt steering wheel
- ♦ Windshield - venturi, tinted, wraparound

SALON

- ♦ AC & DC distribution panel cabinet with light - behind herring bone cabinet doors
- ♦ Air conditioning control
- ♦ Carpet - patterned cut & loop saxony; 100% nylon with advanced stain protection; fade-, wear-, crush-resistant; 1,8 kg.; multi-year warranties; with pad
- ♦ Chairs (2) - Flexsteel®, fabric upholstery
- ♦ Curtain - décor-matched, over entrance door
- ♦ Custom soffits (2) - cherry wood, port & starboard outboard
- ♦ Designer décor - consisting of premium wall coverings & fabrics
- ♦ Electrical outlets
- ♦ Entertainment group - wire only for TV & stereo
- ♦ Entrance door - curved, sliding, handle lock, deadbolt, neutral density glass, with interior screen
- ♦ Fixed polycarbonate windows
- ♦ Inverter power system monitor
- ♦ Lights (4) - incandescent, sconces
- ♦ Lights (10) - recessed, with electronic dimmer control
- ♦ Rocker light switches
- ♦ Roman shades - décor matched
- ♦ Sofa - Flexsteel®, ultraleather with storage
- ♦ Storage cabinets (3)
- ♦ Telephone connector

GALLEY

- ♦ Coffeemaker - stainless steel, recessed in cabinet,
- ♦ Countertops - solid surface
- ♦ Designer décor - consisting of premium wall coverings & fabrics
- ♦ Electrical outlets
- ♦ Flooring - bamboo
- ♦ Lights (8) - overhead, recessed
- ♦ Lights (4) - under cabinets
- ♦ Microwave
- ♦ Range - electric, 2-burner, Ceran® top, with stainless steel back-splash & vent fan
- ♦ Refrigerator/freezer - under counter, drawer-style,
- ♦ Rocker light switches
- ♦ Sink - double-basin, stainless steel, undermounted, with removable sprayer spout
- ♦ Storage cabinets (9)
- ♦ Storage drawers (7)
- ♦ Wine glass rack with light

DINETTE

- ♦ Carpet - patterned cut & loop saxony; 100% nylon with advanced stain protection; fade-, wear-, crush-resistant; 1,8 kg.; multi-year warranties; with pad
- ♦ Electrical outlet
- ♦ Lights (6) - halogen, overhead, recessed
- ♦ Lounge - U-shaped, accommodates 6 adults, with storage beneath
- ♦ Table - cherry wood with aluminum support base
- ♦ Telephone & computer connections, electrical outlet
- ♦ Storage drawers (2)

MASTER STATEROOM

- Air conditioning control
- Berth - queen, pillowtop innerspring mattress, island with storage beneath, gas-assisted hinges™, padded Ultra-leather® headboard & bolster
- Carpet - patterned cut & loop saxony; 100% nylon with advanced stain protection; fade-, wear-, crush-resistant; 1,8 kg.; multi-year warranties; with pad
- Dresser - cherry wood inlay with trim, 9 drawers
- Designer décor - consisting of premium wall coverings & fabrics
- Desk with vanity mirror, two outlets, telephone & computer connections
- Electrical outlets
- Entrance door - from companionway; cherry wood frame, secures open & closed, decor matched hardware
- Hanging lockers (4) - aluminum rail, carpeted, overhead shelf, automatic light
- Hull portlights - (2)
- Lights (2) - halogen, over berth head, directable for reading
- Lights (24) - halogen, overhead, recessed, with electronic dimmer control
- Private master head access
- Rocker light switches
- Sheet set embroidered with Marquis® logo - fitted sheet, flat sheet, two pillow cases
- Soffit - cherry wood, high gloss jewel finish, around room perimeter
- Storage cabinets (3) - located forward & aft of berth
- Sofa
- Telephone connectors (2)
- Wall covering - silk/cotton blend, smooth, coordinated
- Window treatments - decor matched

MASTER HEAD

- Electrical outlets
- Entrance door - cherry wood exterior, secures closed, integral doorstop, decor matched hardware
- Exhaust fan
- Flooring - nonskid
- Hull portlight with privacy glass
- Holding tank monitor
- Lights (3) - halogen, over vanity, recessed
- Lights (6) - halogen, overhead, recessed
- Mirror - above vanity
- Rocker light switches
- Storage cabinets (10)
- Toilet - vacuum flush, pedestal with run/sleep switch
- Toilet paper holder - wall-mounted
- Towel bar & (2) towel rings
- Vanity - cherry wood, high gloss jewel finish with solid surface countertop & backsplash, integral solid surface molded sink
- Wall covering - silk/cotton blend, smooth, coordinated

Shower Stall

- Nonskid sole
- Shower door - clear acrylic in aluminum frame, secures open & closed
- Shower head - adjustable height, detachable for use as hand-shower
- Shower lights (2) - halogen, overhead, recessed
- Towel bar

VIP STATEROOM

- Air conditioning control
- Berth - oversized queen, pillow top innerspring mattress, off center island
- Berth step-ups (2) - carpeted
- Carpet - patterned cut & loop saxony; 100% nylon with advanced stain protection; fade-, wear-, crush-resistant; 1,8 kg.; multi-year warranties; with pad
- Designer décor - consisting of premium wall coverings & fabrics
- Electrical outlets
- Entrance door - from companionway; cherry wood frame, secures open & closed, decor matched hardware
- Hanging locker - automatic light
- Hull portlights - (2)
- Light - halogen, over berth head, directable for reading
- Lights (12) - halogen, overhead, recessed
- Overhead hatch - translucent, lockable, inside screen
- Private VIP head access
- Rocker light switches
- Storage drawers - (2)
- Surround cabinet - (5) above and (2) below port & starboard berth windows
- Telephone connector
- Window treatments - decor matched

VIP HEAD

- Electrical outlets
- Entrance doors - (2) from companionway and VIP stateroom - cherry wood frame, secures open & closed, decor matched hardware
- Head fan
- Lights (3) - halogen, overhead, recessed
- Mirror - on forward bulkhead
- Nonskid sole
- Hull portlight with privacy glass
- Rocker light switches
- Storage cabinet (2) - above outboard countertop
- Toilet - vacuum flush, pedestal, with run/sleep switch
- Towel bar, ring & robe hook
- Vanity countertop extension; solid surface
- Vanity - solid surface top & backsplash, integral sink

Shower Stall

- Nonskid sole
- Shower door - clear acrylic in aluminum frame door, secures open & closed
- Shower head - adjustable height, detachable for use as hand-shower
- Shower lights (2) - halogen, overhead, recessed

OWNER PREFERENCE ITEMS

PROPULSION:

- ♦ CAT® C12 - 715 hp
- ♦ Volvo Penta® D9 - 500 hp*
- ♦ Volvo Penta® D9 - 575 hp
- ♦ Volvo Penta® D12 EDC - 715 hp

MECHANICAL:

- ♦ Engine oil change system

ELECTRICAL:

- ♦ Dual cablemaster for shorepower
- ♦ Dual forward shorepower connector

WATER &

HOLDING SYSTEMS:

- ♦ Grey water holding system (*not available with dishwasher or washer & dryer options*)
- ♦ Overboard discharge system

Transom & Bow Washdowns

- ♦ Both fresh & seawater
- ♦ Fresh water only*

SAFETY & NAVIGATION:

- ♦ Autopilot - Raymarine® SG2
- ♦ Dual cockpit capstain winches
- ♦ Lower helm
- ♦ Passerelle

Navigation Electronics Package

- ♦ Bridge Package - E120 multifunction unit, Raymarine® 240 VHF (hand set), 125 WASS GPS sensor, DSM 300 Sonar, E66056 transducer
- ♦ Bridge Package plus radar - Includes above bridge package plus 4KW scanner open array
- ♦ Bridge & Lower Helm Package - Includes above bridge package plus E120 multifunction unit & Raymarine® 240 VHF (hand set)
- ♦ Bridge & Lower Helm Package plus radar - Includes above bridge & lower helm package plus 4KW scanner open array

Video Monitor System

- ♦ Bridge - Voyager®, 1 monitor & 2 cameras
- ♦ Bridge & pilothouse - Voyager®, 2 monitors & 2 cameras
- ♦ Pilothouse - Voyager®, 1 monitor & 2 cameras

Windlass

- ♦ Maxwell 3500 VMC - lo profile package*
- ♦ Maxwell 3500 VMC - lo profile package with capstan

AMENITIES:

Bridge Wet Bar

- ♦ Grill
- ♦ Icemaker
- ♦ Icemaker & grill
- ♦ Icemaker, refrigerator & grill
- ♦ Refrigerator
- ♦ Refrigerator & grill
- ♦ Storage*

Canvas

- ♦ *Prestige* bimini top in Stamoid® white
- ♦ *Prestige* full bridge canvas in Stamoid® white with carpet

Exterior

- ♦ Bridge air system - 16,000 BTU Marine Air Systems® (220V)
- ♦ Bridge carpet - 0,6 kg. berber
- ♦ Bridge hardtop
- ♦ Bridge hardtop soft enclosure
- ♦ Bridge lounge slip covers & pillows
- ♦ Bridge stereo - AM/FM receiver with CD changer, remote control & speakers
- ♦ Cockpit table - wood with protective cover
- ♦ Cockpit to bridge door
- ♦ Helm & seat covers
- ♦ Hydraulic lift system - for swim platform
- ♦ Teak decking - on swimplatform, transom steps, cockpit, & side access steps; inlaid, solid 1,6 cm. plank

Galley

- ♦ China, Marquis™ monogrammed, service for 6
- ♦ Crystal, Marquis™ monogrammed, service for 6
- ♦ Dishwasher - stainless steel, drawer-style, holds 6 place settings
- ♦ Flatware, Marquis™ monogrammed, service for 6

Salon

- ♦ Central vacuum system
- ♦ Decorator pillow set: 6-piece
- ♦ Intercom system: 4 stations

Sofa

- ♦ Double incliner
- ♦ Storage*
- ♦ Stowaway bed

Staterooms

- ♦ Full beam master stateroom with sofa and desk*
- ♦ Fixed bulkhead with guest stateroom

Guest Stateroom (optional)

- ♦ Stereo
- ♦ TV wire only

Master Stateroom

- ♦ Stereo
- ♦ TV wire only
- ♦ Washer/dryer - combomatic, low water consumption, utilizes 52 liters for 5 kg. of dry laundry, Malber® (220V)

Stern Cabin

- ♦ Crew quarters

VIP Stateroom

- ♦ Stereo
- ♦ TV wire only

DÉCOR:

Countertop Color

- ♦ Ebony*
- ♦ Toffee

Ensemble

- ♦ Champagne*
- ♦ Midnight

Wood Type


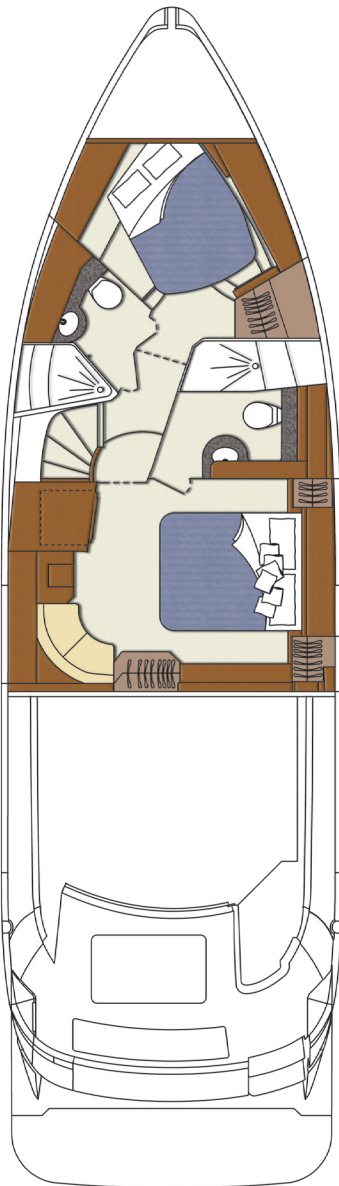
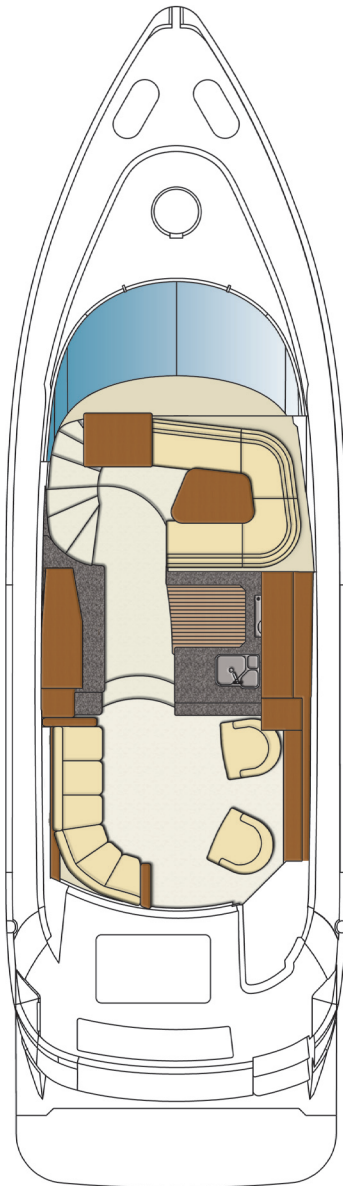
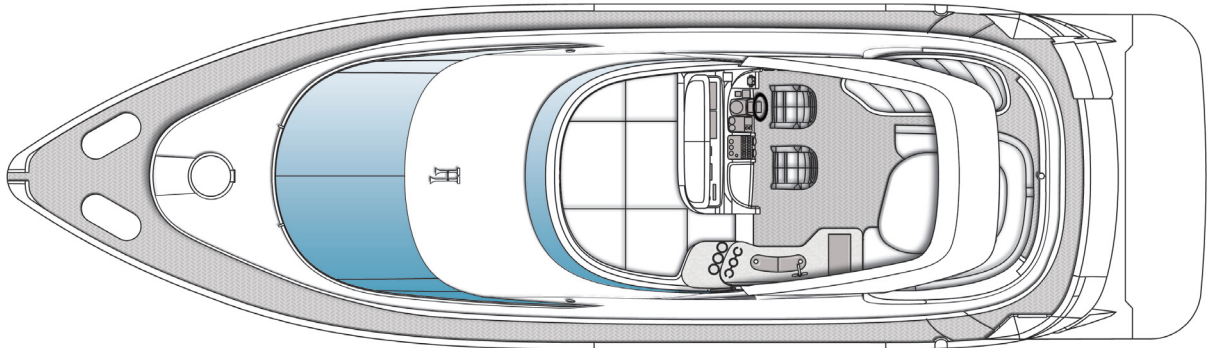
- ♦ Jewel finish cherry*
- ♦ Jewel finish nutmeg

*Standard

MARQUIS™ 520 LS

FLOOR PLANS

Preliminary



— 3RD STATEROOM —

Marquis Yachts

P. O. Box 1010 • Pulaski, WI 54162-1010 • 920.822.1575